

For the week of January 16, 2012

**1R's Spelling Words Week 17**

from  
her  
take  
eat  
ride  
let  
bus

Our spelling test on the above words will be on Friday of each week.

**1R's Reading Words**

chin  
pin  
skin  
spin  
thin  
win

Please use the attached sheets to practise writing and reading these words at home.

**Challenge Spelling words:**


(if you choose to practice these, they are reading words within our program)

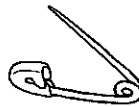
please January  
February what


Name \_\_\_\_\_





Say the name of each picture. Read the words and circle the word that names the picture. Write the word underneath the picture. Make a picture for the last three words. You may need to use the dictionary.

	wan	win	_____	_____
			-----	-----
			_____	_____

	pin	pine	_____	_____
			-----	-----
			_____	_____

	twin	twine	_____	_____
			-----	-----
			_____	_____

	than	thin	_____	_____
			-----	-----
			_____	_____

	bin	bun	_____	_____
			-----	-----
			_____	_____

			_____	_____
			-----	-----
			_____	_____

			_____	_____
			-----	-----
			_____	_____

			_____	_____
			-----	-----
			_____	_____

# in Word Search



s	p	i	n	a	s	h	i	n	e
k	e	o	d	g	i	z	x	v	a
i	a	t	h	i	n	e	o	g	d
n	e	i	z	x	a	y	v	r	g
d	o	n	v	p	b	e	g	i	n
a	g	x	e	f	i	n	d	n	z
t	w	i	n	y	n	o	c	v	a
v	i	z	a	d	g	y	h	x	e
i	n	e	o	x	z	a	i	d	v
a	d	w	i	t	h	i	n	x	o

thin  
spin  
grin

shin  
bin  
fin

twin  
win  
in

skin  
sin  
within

tin  
begin  
chin

Teacher: Read the story to your students.

Word Family

-in

Name \_\_\_\_\_

Listen as the story is read to you.  
Draw a line under the words in the **-in** family.  
Then read the story to yourself.

## Spin and Win!

Come spin and win!

You can spin.

You can win a tin pin.


You can spin.

You can win a toy with a fin.

Come and spin.


Look in the bin.

What will you win?



Take the story home. Read it to your family.

Name \_\_\_\_\_



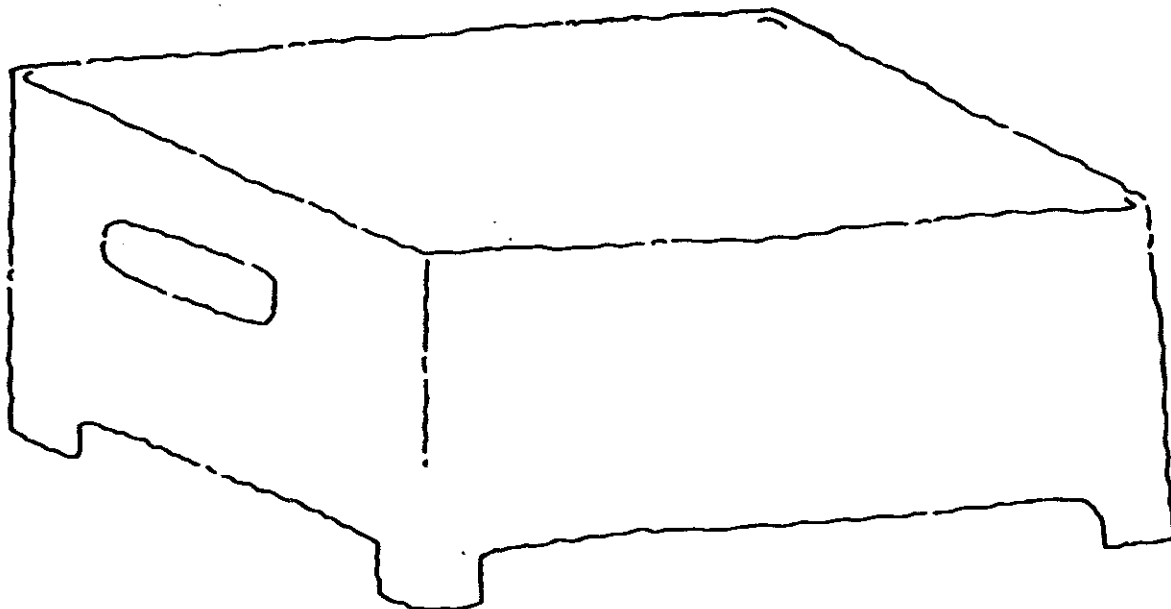
## About "Spin and Win!"

Color the circles that tell about the story.

1. You can \_\_\_\_\_.
  - spin
  - fin
  
2. You can win \_\_\_\_\_.
  - a toy with a fin
  - a big bin
  
3. Come \_\_\_\_\_.
  - win a chin
  - spin and win

---


Draw a picture in the bin of what you want to win.




Name \_\_\_\_\_

# Write **-in** Words


Draw a line to match.



• twin



• in



• win


Complete each sentence.  
Use the words.

fin chin pin

1. Win a \_\_\_\_\_.

2. I have a \_\_\_\_\_.

3. A fish has a \_\_\_\_\_.




Name \_\_\_\_\_



# Cut and Paste: in

violin		twin	
bin		pin	
fin		thin	
grin		win	







# Cloze the Gap! (in)

Read the following sentences, saying the word "thin" when you come to a blank space. Use words from the *in* family to fill in the blanks and make sense. Reread your sentences to double check your choices!

1. We played \_\_\_\_\_ the tail on the donkey at the party.
2. When we say the flag salute, the helper says, "Ready. \_\_\_\_\_."
3. A \_\_\_\_\_ looks like a silly smile.
4. Did you see the shark's \_\_\_\_\_ at the beach?
5. Little pig said, "Not by the hair of my chinny, \_\_\_\_\_, \_\_\_\_\_."
6. My \_\_\_\_\_ has lots of freckles from the sun.
7. The opposite of fat is \_\_\_\_\_.
8. Most cans are made of \_\_\_\_\_.
9. I can be there \_\_\_\_\_ five minutes.
10. The merry-go-round makes my head \_\_\_\_\_.
11. The opposite of to lose is to \_\_\_\_\_.

## Word Bank

fin	pin	skin	begin	grin
thin	spin	win	tin	chin
within				

Name \_\_\_\_\_

# in Family Word Box

Read, whisper and finger-clap the words in the word box before you begin.


chin pin skin

spin thin win



Circle the "in" words in each row using the words from the word box. (Each word appears more than once.) Underline the "chunk" in each word.

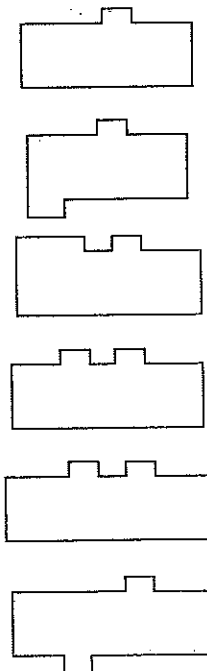
Can you identify the "chunk"?



1. win dig twig thin pin pig
2. fig spin skin him chin ship
3. slid pin slim spin skin thin
4. chin swim win did thin hen

5. Match the word frames that are the same. Draw a line connecting the matching frames. Write the word that fits the frame.

pin  
chin  
thin  
win  
spin  
skin



Name \_\_\_\_\_

# in Family Word Box


Words in the "in" family all end in the letters "in".

chin pin skin

spin thin win

Using the words in the word box add the letters "in" to make six "in" words. Trace the gray letters and draw a frame around each word.

Read, whisper and finger-clap the words in the word box before you begin.



1.

p \_\_\_\_\_

2.

sp \_\_\_\_\_

3.

w \_\_\_\_\_

4.


th \_\_\_\_\_

5.

sk \_\_\_\_\_

6.

ch \_\_\_\_\_



8. Circle the words that are in the "in" family! Draw a line under the "in" chunk. (Words may appear more than once.)

thin

trim

win

pin

twig

thin

chin

spin

pin

pig

him

chin

spin

skin

her

twig

7. Circle the correct "in" word that best describes the picture.



skin

win

spin

**SPELL**



Now, turn this page over and write the words from the word box from memory. Did you spell each word correctly?

chin

pin

skin

spin

thin

win

## in Family Words!

For each word:

- Trace the word.
- Underline the "chunk".
- Trace the frame.

Cut the word cards apart and practice reading the words with a friend.

